

# UTILITY PLAYERS

A cottage-style laundry room and a mudroom join forces to keep a busy family creatively organized.

WRITER **DEBRA STEILEN** PRODUCER **JESSICA BRINKERT HOLTAM** PHOTOGRAPHER **LAURA MOSS**



## ENERGY ABOUNDS IN THIS PHOENIX HOME.

We're not talking about the electricity powering the air-conditioning, mind you, but rather the occupants themselves. A mom, dad, three young boys, and dog are busy with work, play, school, sports, homework, crafting—and, yes, barking at squirrels. So when the couple built their new house, they added a family-friendly mudroom and a laundry room close to the kitchen. They asked the designers—Caroline Tyler DeCesare and Nicole Grkovic—to make sure the combined spaces would help keep the family organized while displaying the same cottage charms as the rest of the house.

The two rooms, which are separated by a pocket door, share the same color palette and materials. White Shaker-style cabinetry, open shelving, and shiplap paneling set the cottage tone, while glazed terra-cotta floor tiles guarantee that spills are quick to wipe away. A large limestone-topped work cart serves as the storage centerpiece in the laundry room, and hooks, cubbies, and baskets corral gear going in and out of the mudroom.

RESOURCES BEGIN ON PAGE 92.

## 1 WASH ZONE

Laundry day stays on track with two top-load washers, two dryers, and a hanging bar for air-drying delicates. Recessed lighting overhead promotes spotting stains.



## 2 HARD WORK MADE EASY

A vintage 74×30-inch work cart anchors crafting and laundry activities. Crafts cleanup and stain-removal chores take place in the farmhouse sink, inset.

**3 SORTED IN STYLE**


Open cubbies to the left of the washers hold large lightweight fabric bins—each labeled with a name—which simplifies sorting clothes and transporting them back to bedrooms. Shiplap siding creates a charming cottage-style backsplash behind a lineup of clear glass storage canisters holding supplies.

**4 SUPPLY CENTRAL**

Bin pulls make it easy for young hands to open the 12 drawers of the rustic work table. Inside the drawers, acrylic organizers keep crafts and sewing gear neat and tidy. The vintage-look table, which came with wheels, can be rolled to wherever it's needed.

**5 ON DISPLAY**

In the mudroom, a tall bulletin board was installed as a single piece. Its expansive face—cork covered by fabric—puts the family's schedule, important papers, and artwork in plain sight as the family heads out to the garage in the morning. Thanks to this command center, the kitchen (through the door on the left) stays less cluttered.



**LAUNDRY SMARTS**

Streamline washday chores and keep your work area neat with these strategies.

**SORT EARLY**

Place three bins or baskets in the laundry room—one for lights, one for darks, and one for colors, suggests professional organizer Lisa Luken. You'll already have the first step done when you go to start a load.

**STOP WRINKLES**

Fold clothes as soon as they come out of the dryer. For items that need to be hung, Luken suggests running a 10-15 minute low-heat dryer cycle and then hanging them.

**KEEP IT MOVING**

Don't let clean clothes sit in the laundry room. "I don't consider laundry finished if you haven't put it away," says professional organizer Janine Adams. Enlist your family's help to return clothing to their rooms.

**LIMIT YOUR WARDROBE**

"The key to keeping clean clothes from piling up is to have fewer clothes," Adams says. "It's easier to put away clothes if your closet and drawers aren't overfilled."

**6 A SPOT FOR EVERYTHING**

Wraparound bench seating above built-in cubbies facilitates putting on, taking off, and storing shoes. Dog toys are stored in floor-level baskets, *inset*. Seasonal outerwear stows in baskets above a row of coat hooks.



6




7

**7 TUCKED AWAY**

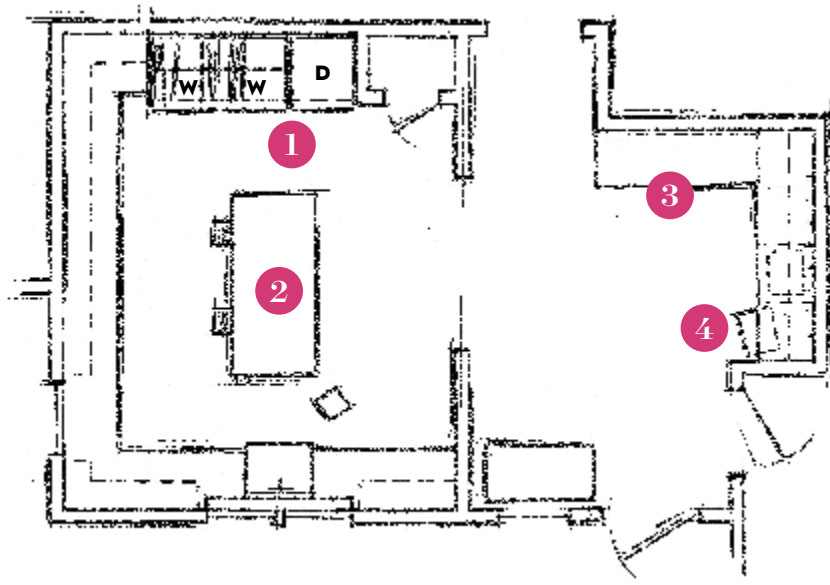
Water bottles stand tall inside acrylic boxes that keep liquid from staining wicker baskets. Another moisture-proof component: Glazed floor tiles cover the mudroom floor even beneath open cubbies.

**8 CASUAL CLEANUP**

Footwear drips dry atop a classic boot tray tucked inside a cubby. The tray's raised lip keeps messes contained. This multipurpose item can also be used to hold the dog's food and water bowls or to protect surfaces from dirt when potting plants.



8



**IN THE ZONE**

THIS LAUNDRY AND MUDROOM AREA FULFILLS MANY ROLES FOR A BUSY FAMILY.

**1 CLEAN**

Two washers and dryers and an adjacent broom closet in the laundry room streamline cleaning chores.

**3 SCHEDULE**

Wall-hung baskets and an enormous bulletin board in the mudroom help keep everyone on track.

**2 CREATE**

The worktable includes a kid-friendly limestone countertop and abundant drawers for storing crafts supplies.

**4 ORGANIZE**

Wall hooks, baskets, and shelves ensure shoes, jackets, leashes, and totes are easy to grab and go.